


# Comtrend WR-6891v

## Parental Controls



### Step 1:

Open a browser. ( Safari, Google, Firefox, etc.)

In the address bar type 192.168.1.1; Hit enter.

A sign in screen will pop up.

Username: user Password: veiwoonly1

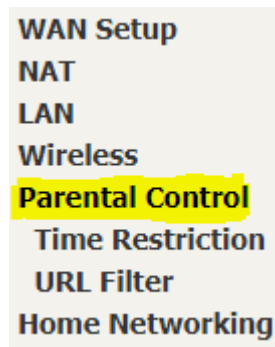
Click Sign in

This will get you into the router.

Sign in  
http://192.168.1.1  
Your connection to this site is not private

Username

Password

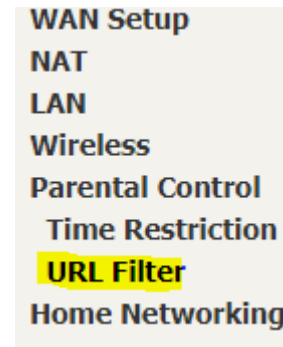


### Step 2:

Click the "Basic Setup" icon.

On the left hand side of the screen select the "Parental Control" option

Then select "URL Filter"



### Step 3:

Be sure that the blue selection dot is on "include."

Then click "Add"

URL Filter -- Please select the list type first then configure the list entries. Maximum 100 entries can be configured.

Note: URL filter can be applied only to HTTP protocol that was based on following listed port(s).

URL List Type:  Exclude  Include

Address	Port	Remove
---------	------	--------

### Step 4:

Add	Remove
-----	--------

In the URL address section type the address of what you want to block.

For example facebook.com or www.facebook.com

After you have type the address click "Apply/Save"

Parental Control -- URL Filter Add

Enter the URL address and port number then click "Apply/Save" to add the entry to the URL filter.

URL Address:   
Port Number:  (If leave blank, default 80 will be applied.)

Rule will be applied based on the entered port!

YOU ARE DONE! CONGRATULATIONS!!!